

Attend a Webinar

Attending a webinar is a two step process:

- Establish the video session thru the internet.
- Establish the audio session thru phone line.

---

---

---

---

---

---

---

---

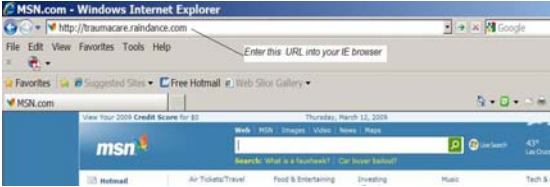
---

---

Attend a Webinar (Video)  
Assumes You Have a Raindance Account and Are Registered. If Not, See  
the First Two Slideshows

NFTC Member Only

Go to the website <http://traumacare.raindance.com> (no  
WWW) using Internet Explorer version 6 or later (see below);  
it does not support Firefox, Netscape, etc.




---

---

---

---

---

---

---

---

---

---

Attend a Webinar (Video)  
Raindance Home Pages

•Click on the Participant Login icon




---

---

---

---

---

---

---

---

---

---

**Attend a Webinar (Video)**  
Raindance Participant Pages

- Enter Raindance User ID and Password

---

---

---

---

---

---

---

---

---

---

**Attend a Webinar (Video)**  
Raindance Participant Pages

---

---

---

---

---

---

---

---

---

---

**Attend a Webinar (Video)**  
Raindance Participant Pages

- If you get this Pages and message, then the webinar has not started. Normally, webinars begin 10-15 prior to scheduled time. Please try back later.

---

---

---

---

---

---

---


---

---

---

**Attend a Webinar (Video)**  
**Raindance Participant Pages**

- If the webinar has been started, you will see this Page. Click continue to join.



The screenshot shows the Raindance Web Conferencing Pro interface. At the top, there is a header with the Raindance logo and 'WEB CONFERENCING PRO'. Below the header, there are links for 'Participant Menu' and 'Logout / Help'. The main content area says 'Attend an active Seminar' and 'You can quickly and easily attend an active event. Simply select the Seminar from the list and click the Continue button.' There is a section 'Select the seminar to attend.' with a dropdown menu showing 'This is a test'. Below that, there is a question 'If you are in a group gathered around a single PC, how many are in your group?' with an input field. At the bottom, there are 'Continue' and 'Cancel' buttons. The footer contains navigation links and the Raindance logo.

---

---

---

---

---

---

---

---

---


---

---

---

**Attend a Webinar (Video)**  
**Raindance Participant Pages**

- Browser capability test. If Raindance finds that you do not have JAVA loaded with your browser, allow Raindance to download JAVA. This is necessary for two-way communication.



The screenshot shows the Raindance Web Conferencing Pro interface. At the top, there is a header with the Raindance logo and 'WEB CONFERENCING PRO'. Below the header, there are links for 'Welcome | Stored Documents' and 'Help'. The main content area says 'Browser Check' and 'This page is designed to test the compatibility of your browser with Raindance Web Conferencing Pro. Please wait for browser compatibility confirmation...'. The footer contains navigation links and the Raindance logo.

---

---

---

---

---

---

---

---

---

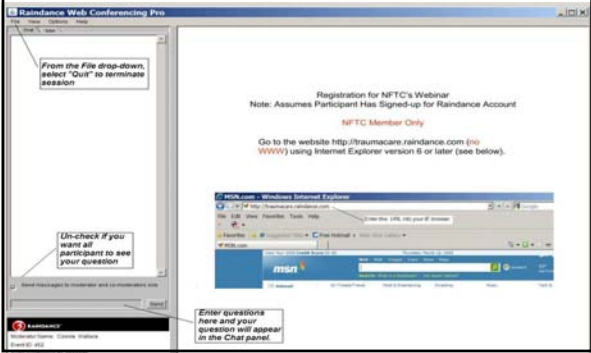
---

---

---

**Attend a Webinar (Video)**  
**Raindance Participant Pages**

- You will see this page when you have successfully join the webinar.



The screenshot shows the Raindance Web Conferencing Pro interface. At the top, there is a header with the Raindance logo and 'WEB CONFERENCING PRO'. Below the header, there are links for 'Welcome | Stored Documents' and 'Help'. The main content area says 'Registration for NPTC's Webinar' and 'Note: Assumes Participant Has Signed-up for Raindance Account'. Below that, there is a section 'NPTC Member Only' and 'Go to the website http://traumacare.raindance.com (http://www) using Internet Explorer version 8 or later (see below)'. There is an inset window showing a browser window with the URL 'http://traumacare.raindance.com'. On the left side, there are callout boxes: 'From the File drop-down, select "Quit" to terminate session', 'Un-check if you want all participants to see your questions', and 'Enter questions here and your question will appear in the Chat panel.' The footer contains navigation links and the Raindance logo.

---

---

---

---

---

---

---

---

---

---

---

---

Attend a Webinar (Audio)  
Audio Setup

Please be sure to call into the Conference Line for sound.

Phone: (877) 326-2337

Conference ID #: 2773230

---

---

---

---

---

---

---

---

Attend a Webinar (Audio)  
For Best Web Cast Experience

- Please do **not** place your phone on "hold" during audio web. This will cause your hospital's music to be heard by all.
- Please do **not** use the phone mute; it can cause feedback.
  - Use \* 6 to mute your phone.
  - Use \* 7 to un-mute your phone.
- Check your email for handouts.

---

---

---

---

---

---

---

---